


Pumpkin Patch Math



© Boy Mama Teacher Mama
All Rights Reserved 2014

Pumpkin Patch Math

Print templates. Glue the two game boards together to create a circular path. Cut out cards and stack them in a pile in the center of the board.


Decide whether the game will be playing using addition or subtraction (or both).

Give each child a playing piece and place the pieces on "start."

Player 1 picks two cards and adds (or subtracts) the two numbers and moves that many spaces along the pumpkin patch path. Other players then do the same.


Play continues until one player gets back to start or until a set time period is over.



For more of a challenge, create a die with + and - on the sides. Before choosing two cards, the player rolls the die to determine whether or not they should add or subtract.



Pumpkin Patch Math

Boy Mama Teacher Mama







b o y m a m a
 t e a c h e r
 m a m a
 z o o



b o y m a m a
 t e a c h e r
 m a m a
 2 0 1 4

f o n t c o u r t e s y o f :



[http://www.teacherspayteachers.com/
Store/Khrys-Bosland](http://www.teacherspayteachers.com/Store/Khrys-Bosland)