

# Ordinal Number Turkey

boy mama teacher mama

1. Color the turkey's body any way you like.

2. Cut the body out.


3. Color each feather one of the following colors.

red  
yellow  
orange  
brown  
green  
black

4. Cut the feathers out.

5. Place the feathers on the turkey using these directions. Start on the LEFT side of the turkey.


1<sup>st</sup> feather: red  
2<sup>nd</sup> feather: yellow  
3<sup>rd</sup> feather: orange  
4<sup>th</sup> feather: brown  
5<sup>th</sup> feather: green  
6<sup>th</sup> feather: black



# Ordinal Number Turkey

boy mama teacher mama

1. Color the turkey's body any way you like.
2. Cut the body out.
3. Color each feather one color.
4. Cut the feathers out.
5. Place the feathers on the turke. Start on the LEFT side of the turkey and fill in the recording sheet.



# Ordinal Number Turkey Recording Sheet

boy mama teacher mama

The \_\_\_\_\_ feather is the \_\_\_\_\_ feather.

The \_\_\_\_\_ feather is the \_\_\_\_\_ feather.

The \_\_\_\_\_ feather is the \_\_\_\_\_ feather.

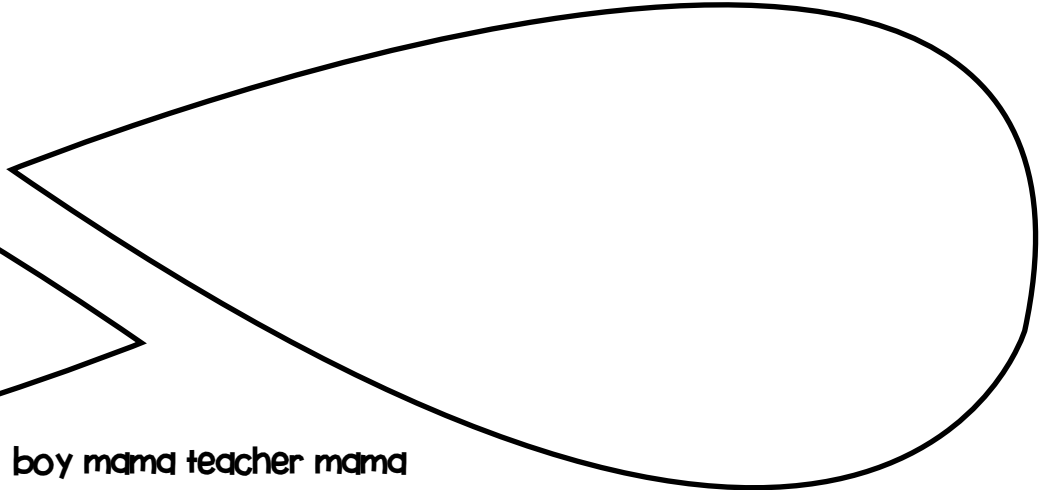
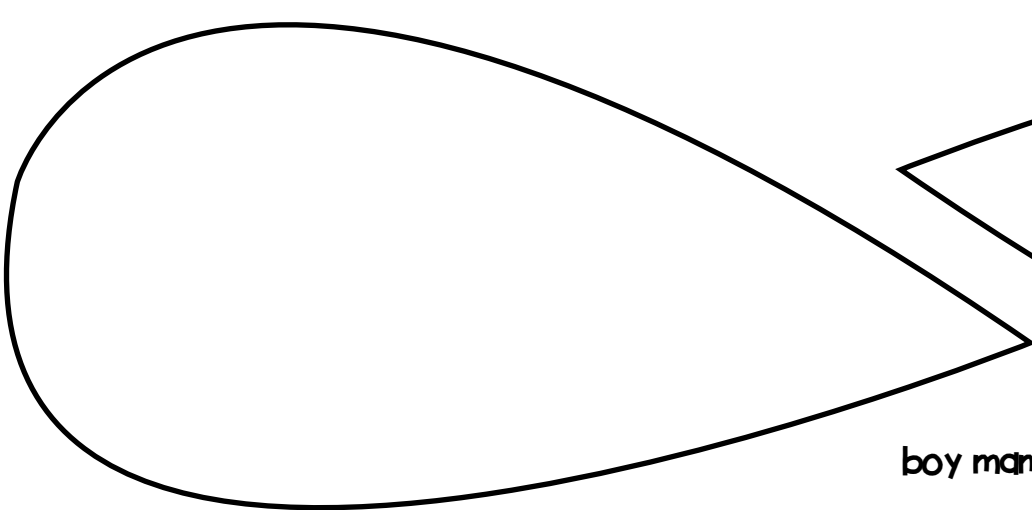
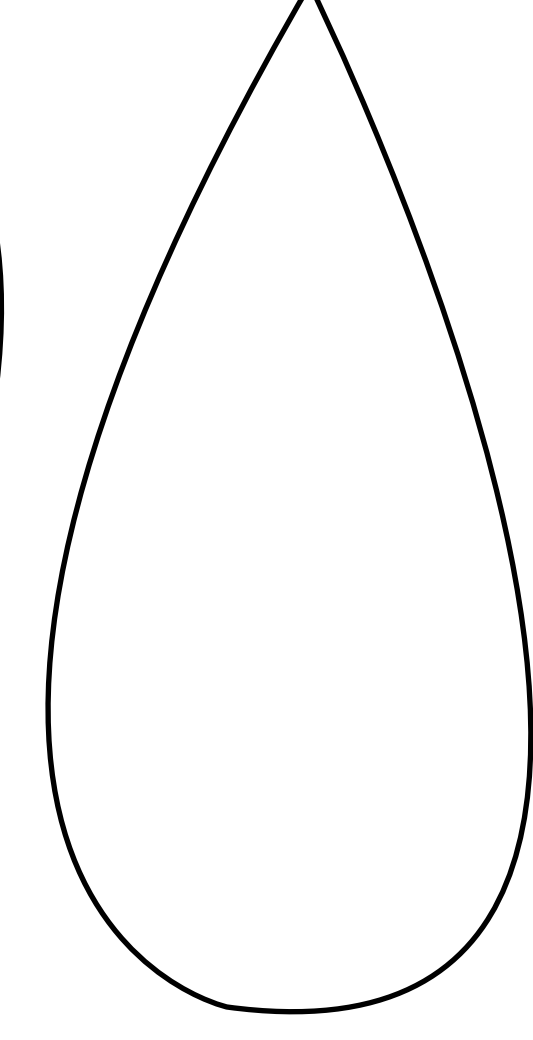
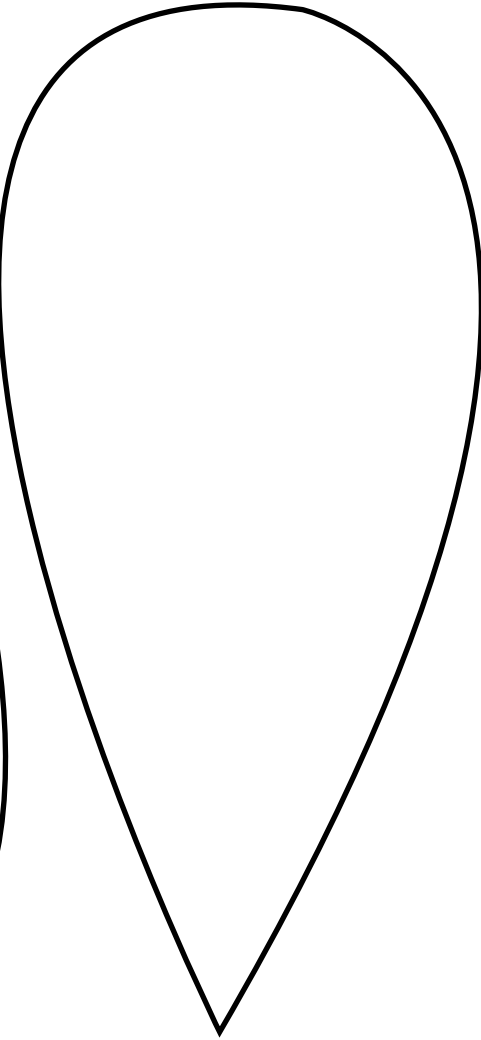
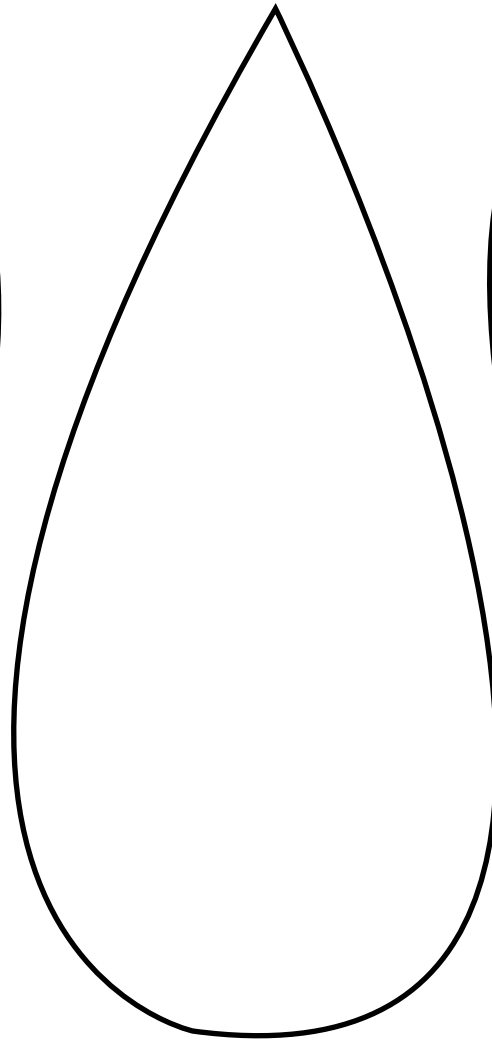
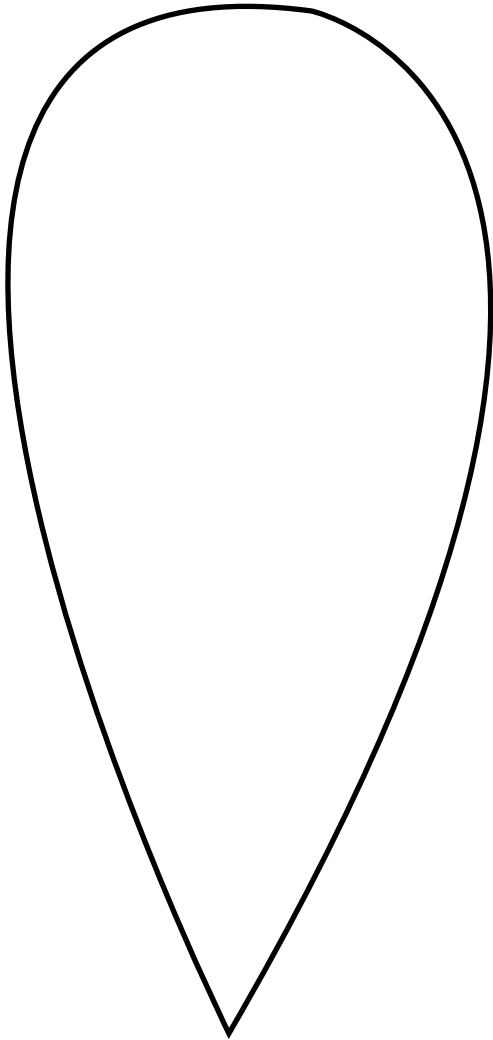
The \_\_\_\_\_ feather is the \_\_\_\_\_ feather.

The \_\_\_\_\_ feather is the \_\_\_\_\_ feather.

The \_\_\_\_\_ feather is the \_\_\_\_\_ feather.

word  
box

first	second	third	1 <sup>st</sup>	2 <sup>nd</sup>	3 <sup>rd</sup>
fourth	fifth	sixth	4 <sup>th</sup>	5 <sup>th</sup>	6 <sup>th</sup>



boy mama teacher mama