

# I Have...Who Has? Color Words Game



© Boy Mama Teacher Mama  
All Rights Reserved 2016

## Preparation:

Print templates.

Cut the cards apart and shuffle them.

## How to Play:

Have students sit in a circle.

Give each student one card. If you have more cards than students, give some students another card.

Choose one student to begin. He/she starts by reading the "who has" part of the card.

The player with the card showing that many tallies then reads the "I have" part of his card and then the "who has?" part.

The game continues as such until the first player is the final player.

Shuffle and repeat!!




[https://  
www.teacherspayteachers.com/  
Store/Amanda-Byrnes](https://www.teacherspayteachers.com/Store/Amanda-Byrnes)

**Milachi**  
Digitals

[https://www.etsy.com/shop/  
MilachiDigitals](https://www.etsy.com/shop/MilachiDigitals)

I have....




Who has?

yellow

Boy Mama Teacher Mama

I have....




Who has?

blue

Boy Mama Teacher Mama

I have....




Who has?

orange

Boy Mama Teacher Mama

I have....




Who has?

red

Boy Mama Teacher Mama

I have....




Who has?

purple

Boy Mama Teacher Mama

I have....




Who has?

pink

Boy Mama Teacher Mama

I have....




Who has?

brown

Boy Mama Teacher Mama

I have....



Who has?

black

Boy Mama Teacher Mama

I have....




Who has?

grey

Boy Mama Teacher Mama

I have....




Who has?

white

Boy Mama Teacher Mama

I have....



Who has?

green

Boy Mama Teacher Mama