




Place Value Top It Game

(ones, tens, hundreds)



© Boy Mama Teacher Mama
All Rights Reserved 2013

Game Preparation:

Print game boards • Print number cards 1-3 times (depending how many cards you want) • Cut cards apart

Goal:

To create a the biggest (or smallest) number you can with chosen cards. To create a number bigger (or smaller) than your partner's number.

How to Play:

Choose the board you want your students to use. Provide one board per student. Two students play against each other. Player one selects a card and places it on his place value game board. His goal is to place the cards strategically so that he is creating the biggest number possible. Player two then takes a turn and tries to create a bigger number than his opponent. Player with the bigger number "wins." You can also play to create the smallest number.

Variations:

Individuals can play and practice making big and small numbers. Three students can play and try to make the biggest (or smallest) number of the three.

hundreds

tens

ones

tens

ones

0

1

2

3

4

5


6

7

8

9

boy mama
teacher mama
2013



Frames courtesy of:



Graphics: @Charlotte Braddock 2013

<http://www.teacherspayteachers.com/Store/Charlottes-Clips-4150>