

Short e Word Families Flip Book

A fun way to practice short a word families
(et, eg, en, ell, ed)

© Boy Mama Teacher Mama
All Rights Reserved 2016

Short e Word Families Flip Book

Print book on card stock.

Cut where the arrows indicate to cut.

Leave the grey area above each set of words intact. Cut off the grey areas at the bottom of each page.

Place pages on top of one another and add the cover.

Staple at the top.

Cut along vertical dotted lines to create flip feature.



<http://jenjonesfonts.com>

b et

cut here



Boy Mama Teacher Mama

t ell



m en



DISCARD THIS SECTION

p eed

cut here



Boy Mama Teacher Mama

d eeg



s



Boy Mama Teacher Mama

DISCARD THIS SECTION

v

cut here

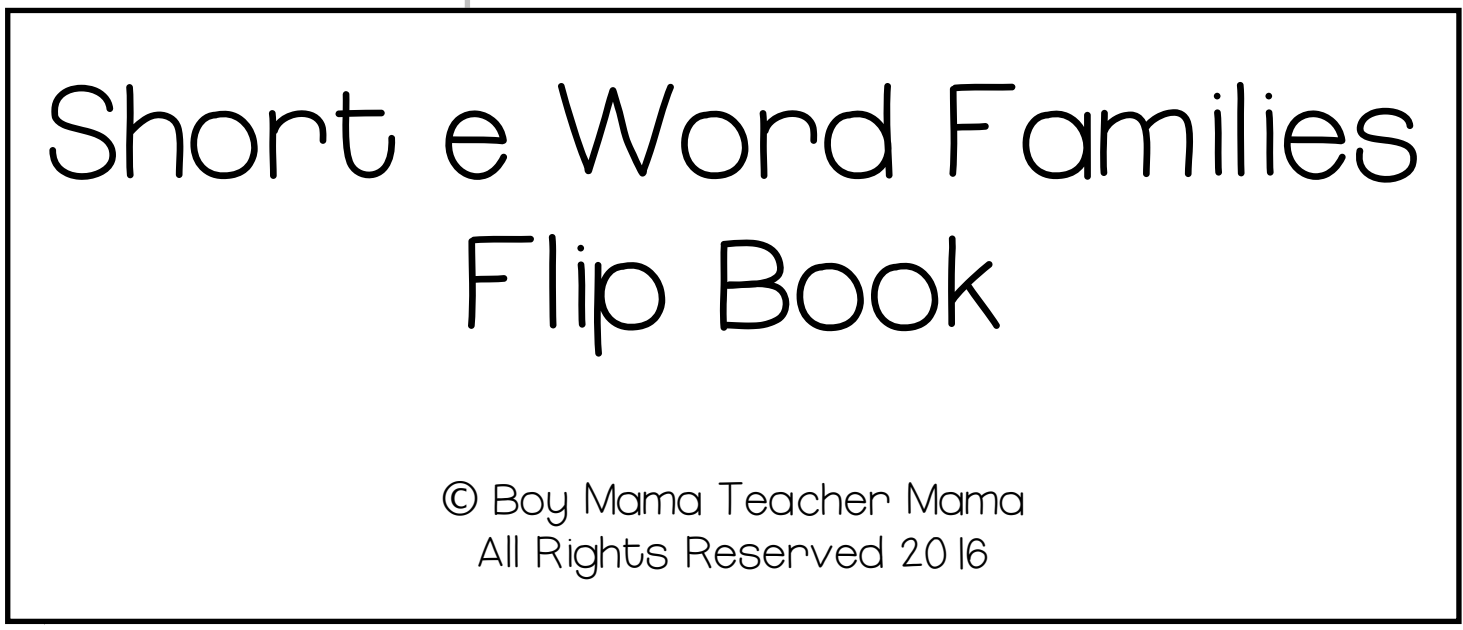






Boy Mama Teacher Mama

g



DISCARD THIS SECTION



Short e Word Families Flip Book

© Boy Mama Teacher Mama
All Rights Reserved 2016



this way
is up

DISCARD THIS SECTION